



COMMUNICATION SKILLS: 3-5

Meets North Carolina Standard Course of Study



Apple Spelling Bee

Comparing and Contrasting

Apple Phrases

Scrambled Apple Names

Apple Communication Web





Apple Spelling Bee

apple	blossom	cycle
bud	chlorophyll	disease
insects	nectar	orchard
petal	pollen	predator
stem	style	trellis
anther	aphid	apiary
dwarf	fertilizer	glucose
stem	flesh	crisp
root	flavor	juice
cider	orchard	storage
irrigation	climate	nursery
tart	crunchy	crispy
cluster	core	peck
Jonathan	McIntosh	Empire
Jonagold	pectin	snack
pollination	chemical	fungus
shiny	insecticide	harvest
applesauce	core	parasite
Gala	preserve	prune
bruise	dormant	variety
pomology	stigma	stamen
vitamin	leaf	branch
bake	seeds	sweet
market	vinegar	production

Suggestions for use: Spelling list, spelling bee, reading words, vocabulary words, dictionary exercises, classify into parts of speech, alphabetize, etc.



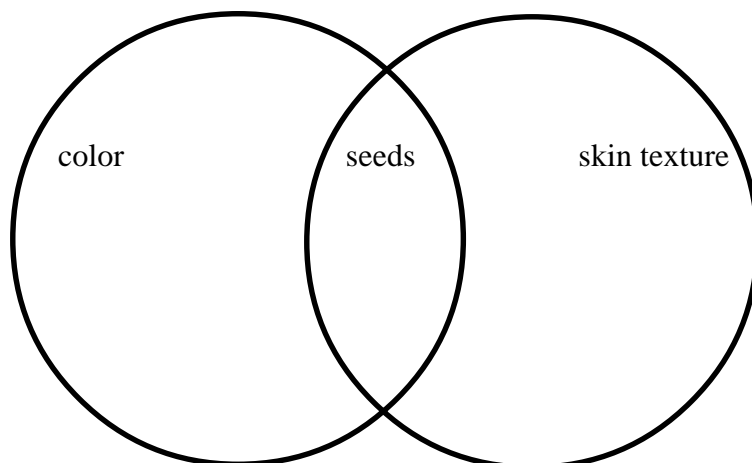


COMPARING AND CONTRASTING

Venn diagrams are simple tools for comparing and contrasting. In this activity, use a Venn diagram to compare and contrast the following:

- two apple varieties
- two books about apples
- an apple and an orange

Compare and contrast two kinds of fruit: an apple and an orange.




To do this, draw two interlocking circles and write the names above the circles. The left circle's area that does not touch the right and right circle's area that does not touch the left contain statements that show how the varieties are different. The area in which the two circles overlap contains ideas that are the same in both apples. List as many new statements as you can about these two apple varieties.

After reading the Popular North Carolina Apples reference sheet, compare and contrast two varieties of apples.

You might choose to compare and contrast the Golden Delicious and Red Delicious apples.

Compare and contrast two "apple" books such as: The Giving Tree and The Seasons of Arnold's Apple Tree.







APPLE PHRASES

Use the code at the bottom of the page to make these apple phrases.

1. ZM  Z WZB PVVKH GSV WLXGLI ZDZB

2. ZH ZNVIRXZM ZH  KRV

3. Z RH ULI 

4. GSV  LU NB VBV

5. VMQLB MLIGS XZILORMZ 

A	B	C	D	E	F	G	H	I	J	K	L	M	N	O	P	Q	R	S	T	U	V	W	X	Y	Z
Z	Y	X	W	V	U	T	S	R	Q	P	O	N	M	L	K	J	I	H	G	F	E	D	C	B	A



SCRAMBLED APPLE NAMES

Students: Unscramble these apple names to list ten North Carolina Apples.

MOER EBTAYU _____

AGOJLOND _____

EDR EIUSIDIOLC _____

NGLEOD CDEUSILOI _____

TMUSU _____

KIPN DAYL _____


NGIDEGROGL _____

IJUF _____

NPISWEA _____

LAGA _____

Choose from these words to unscramble the apple names:



Golden Delicious

Rome Beauty

Mutsu

Pink Lady

Jonagold

Red Delicious

Gala

Fuji

Gingergold

Winesap



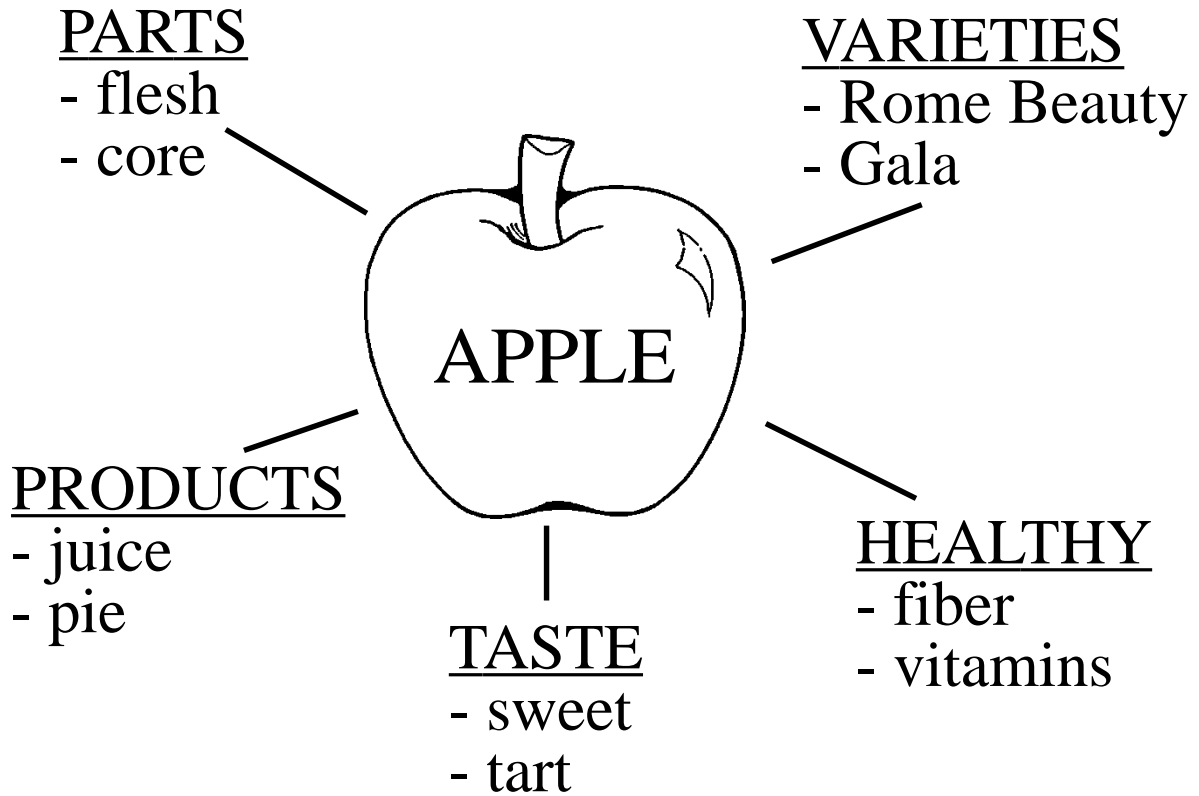


APPLE COMMUNICATION WEB

Students will have fun collecting information about apples. Have them organize these pieces of apple information by involving them in a webbing activity.

ACTIVITY

- Use the board or large chart paper to draw an apple.
- Label the apple with things directly related to apples.
- Teachers will record student responses under each topic heading.



Products

juice
cider
pie
jelly
butter

Health

fiber
vitamins
diet

Kinds

Golden Delicious
Gala
Rome Beauty
Jonagold
Red Delicious

Taste

sweet
tart
sweet/tart

Parts

skin
flesh
core
seeds

Source: US Apple Association

