



COMMUNICATION SKILLS: K-2

Meets North Carolina Standard Course of Study

Apple Words

Apple Phrases

The Taste of Apples

Apple Communication Web

Apple Accordion-Fold Book

Scrambled Apple Names

Apple Quotes

Apple Journals


Apple Cinquain






APPLE WORDS

apple	tree
tart	bark
sweet	leaf
hard	bud
soft	petal



honey	limb
bee	roots
bake	seeds
pie	plant
large	sun



small	water
juice	grow
fruit	ripe
skin	peck
round	shiny

Suggestions for use: spelling list, spelling bee, alphabetize, dictionary exercise, vocabulary words, reading words, classify into parts of speech, etc.







APPLE PHRASES

Use the code at the bottom of the page to make these apple phrases.

1. ZM  Z WZB PVVKH GSV WLXGLI ZDZB

2. ZH ZNVIRXZM ZH  KRV

3. Z RH ULI 

4. GSV  LU NB VBV

5. VMQLB MLIGS XZILORMZ 

A	B	C	D	E	F	G	H	I	J	K	L	M	N	O	P	Q	R	S	T	U	V	W	X	Y	Z
Z	Y	X	W	V	U	T	S	R	Q	P	O	N	M	L	K	J	I	H	G	F	E	D	C	B	A



THE TASTE OF APPLES

Apples are great! There are many kinds of apples. Some are red. Some are green. Some are yellow. Apples grow on trees in orchards or in your own backyard. Some are sweet. Some are tart (sour). Sweet apples are great for eating raw. Tart apples are great for cooking. Of course, it all depends on your taste!

Enjoy North Carolina Apples.

Circle the right answer.

1. What is the story about?

sweet things

tart candy

apples

2. Which apples taste best cooked?

tart apples

sweet apples

small apples

3. What does tart mean?

sweet

sour

large apples


4. Which apples taste best raw?

green apples

sweet apples

tart apples

5. What is your favorite kind of North Carolina apple?



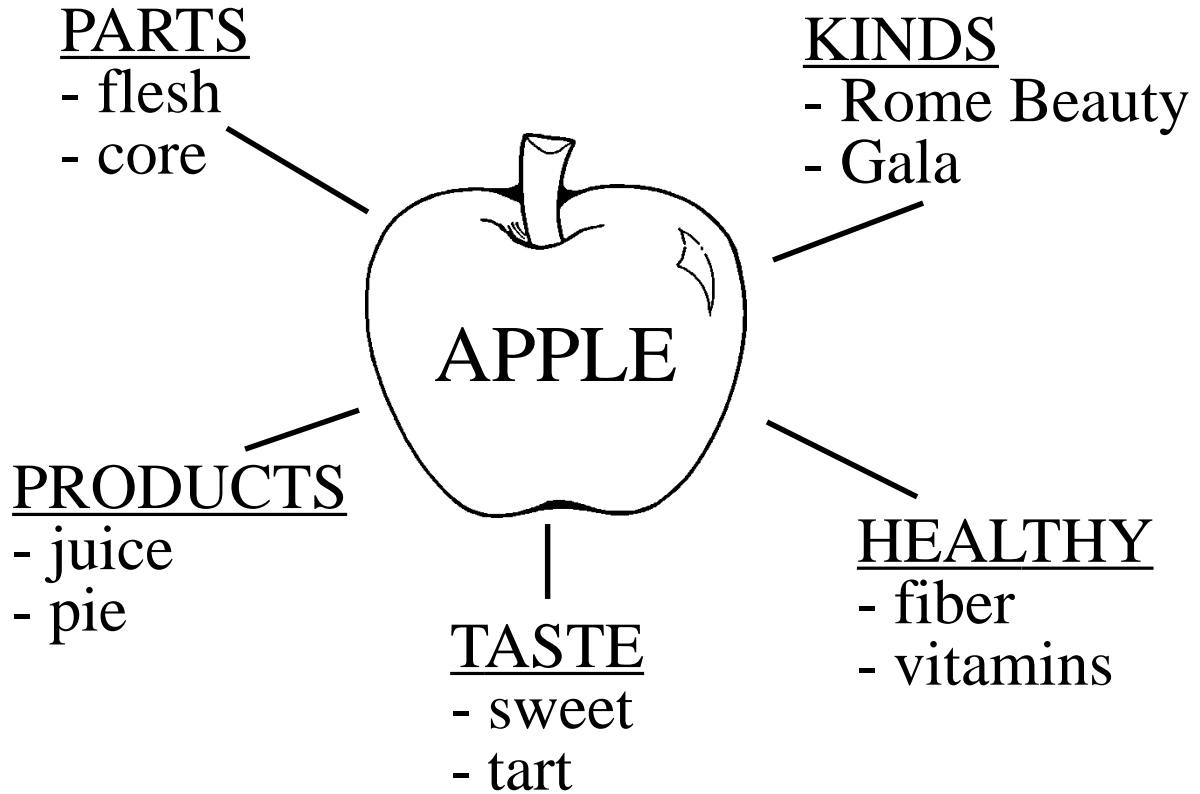


APPLE COMMUNICATION WEB

Students will have fun collecting information about apples. Have them organize these pieces of apple information by involving them in a webbing activity.

ACTIVITY

- Use the board or large chart paper to draw an apple.
- Label the apple with things directly related to apples.
- Teachers will record student responses under each topic heading.



Products
juice
cider
pie
jelly
butter

Health
fiber
vitamins
diet

Kinds
Golden Delicious
Gala
Rome Beauty
Jonagold
Red Delicious

Taste
sweet
tart
sweet/tart

Parts
skin
flesh
core
seeds

Source: US Apple Association






APPLE ACCORDIAN-FOLD BOOK

Cooperative Learning Groups

Students will work in cooperative learning groups to create some apple accordion-fold books. Each group will gather information about North Carolina apples. Use this information to choose one specific apple topic. Within each group, members will assume different roles to draft, revise, illustrate and assemble the book. Students will then share their book with the other groups.

(Suggested topics: nutrition, products, growth and development, varieties, etc.)



Source: US Apple Association





SCRAMBLED APPLE NAMES

Students: Unscramble these apple names to list ten North Carolina Apples.

MOER EBTAYU _____

AGOJLOND _____

EDR EIUSIDIOLC _____

NGLEOD CDEUSILOI _____

TMUSU _____

KIPN DAYL _____


NGIDEGROGL _____

IJUF _____

NPISWEA _____

LAGA _____

Choose from these words to unscramble the apple names:



Golden Delicious
Rome Beauty
Mutsu
Pink Lady
Jonagold

Red Delicious
Gala
Fuji
Gingergold
Winesap






APPLE QUOTES

Here are some apple cliches to share with students.

- AN APPLE A DAY KEEPS THE DOCTOR AWAY
- THE BIG APPLE
- AS AMERICAN AS APPLE PIE
- AN APPLE FOR THE TEACHER


After share-reading these cliches, ask students to make up a few of their own.





APPLE JOURNALS

Make an apple shaped book with about 5 to 10 blank pages. Have students draw/write in their journals whenever new information is learned, discussed or researched. Time should be given for students to share their journal entries with their friends and teachers.





APPLE CINQUAIN

After observing, discussing, reading, and writing about North Carolina apples, students might enjoy writing apple cinquains:

1st line is one word that names the topic.

2nd line is two words that describe the topic.

3rd line is three words that tell what the topic does (action words).

4th line is four words that tell something that the topic does (starts with an action word).

5th line is one word that best describes (or is a synonym for) word in the 1st line.



Write the pattern on the board. Make up cinquains with class. Write them on chart paper so that the students may refer to them as they are writing their own. Have students work in cooperative learning groups or pairs to write their apple cinquains. Then have each student write his/her own. Have students draw pictures to illustrate their apple cinquains. Students may also write poems on apple cutouts.

Source: US Apple Association

